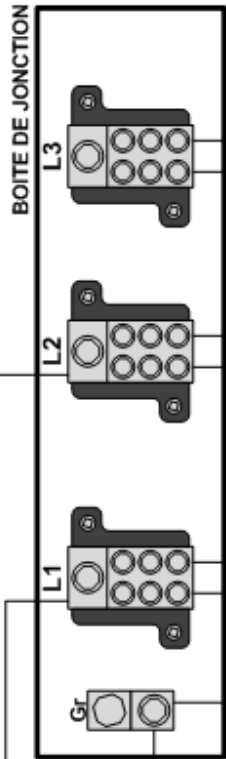
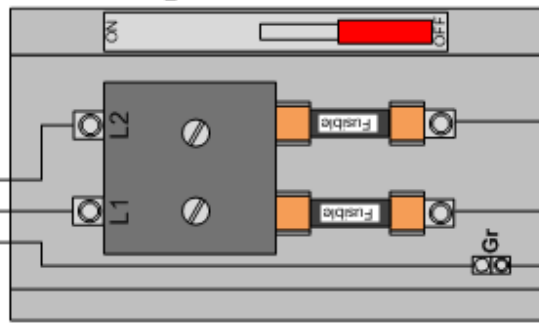


1 2 3 4 5 6 7 8 9 10 11 12 13 14

Alimentation 240 Volts
1 phase

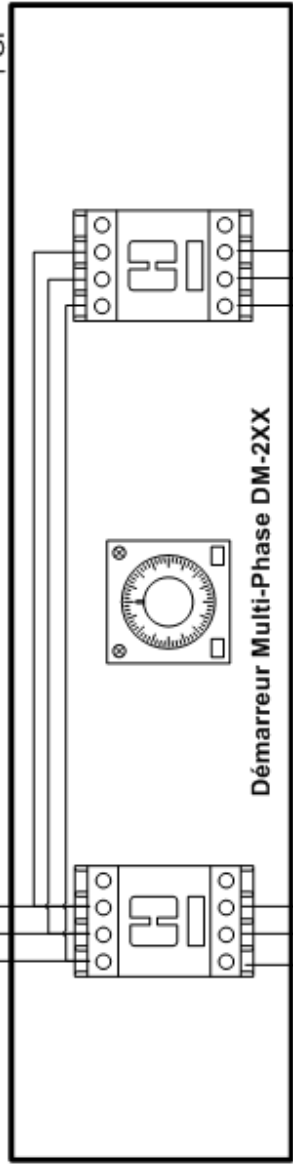
Gr L1 L2



Raccorder les contrôles
Monophasés a cette phase

Sortie
240 Volts
3 phases

T1
T2
T3
Gr



Multi-Phases 1

Multi-Phases 2

